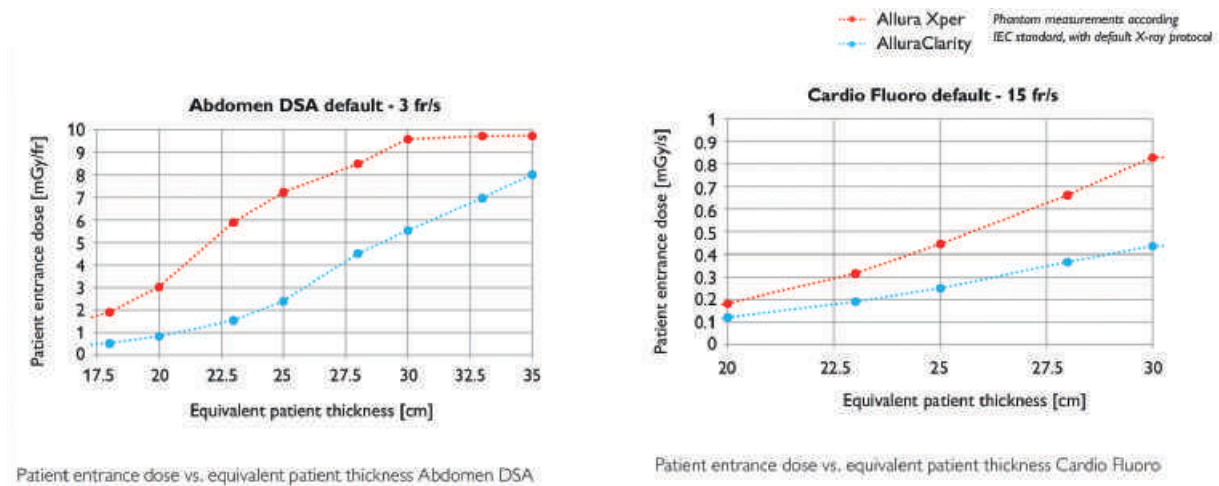


Making the difference with Philips Live Image Guidance

Philips AlluraClarity family – see with confidence, every time

As our most powerful interventional X-ray system yet, AlluraClarity delivers relevant clinical value where it's needed most – at the point of patient treatment. With advanced Live Image Guidance, your customer benefits from high-definition, clear visualization of even the smallest vessels, disease-specific tools, and intelligent, intuitive integration of patient information. With our new AlluraClarity family, your customer can see with confidence – every time.



Lower barriers for minimally invasive interventions

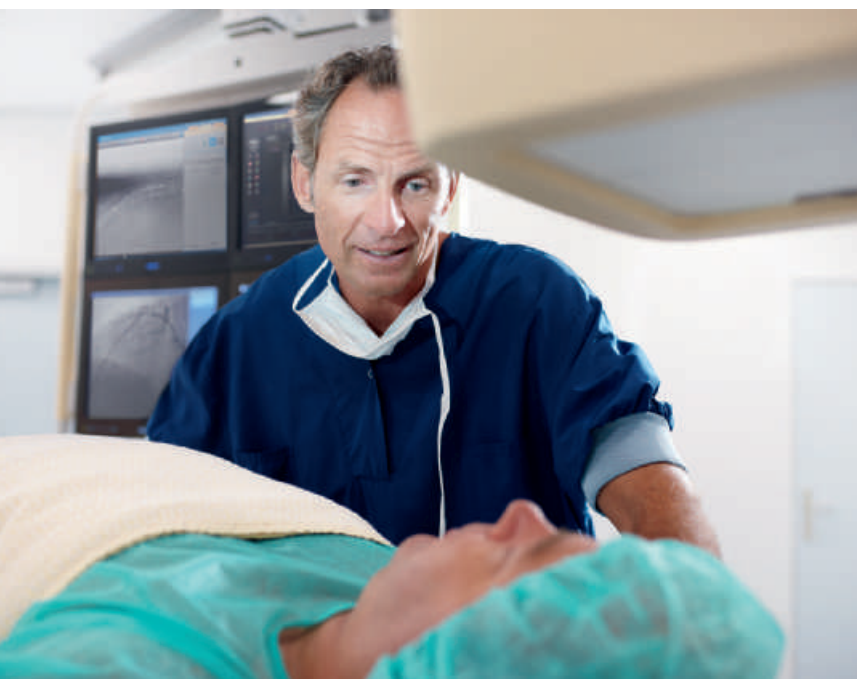
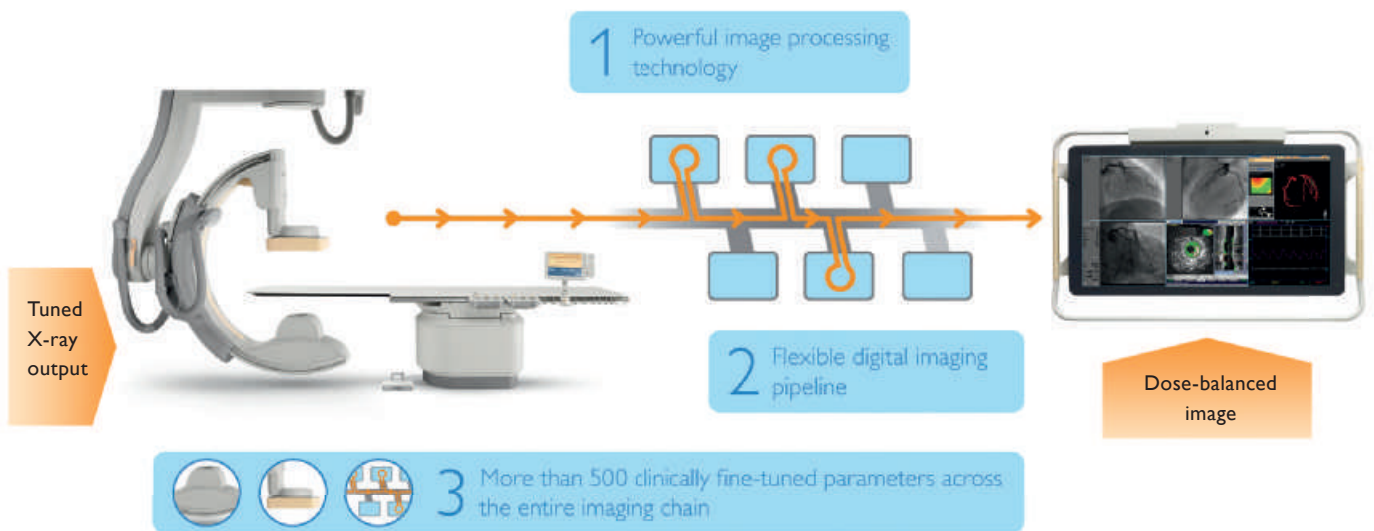
Key advantages:

- High-quality imaging at low dose levels
- Enhanced work environment for staff through active management of scatter radiation
- Expands treatment options – enables longer procedures to treat obese and high-risk patients with confidence

PHILIPS

Revolutionizing interventional imaging with unique ClarityIQ technology.

A flexible digital imaging pipeline from tube to display can be tailored for each and every application – Cardiology to Neurology. Select virtually unlimited application-specific configurations and obtain superb images at a low dose.



“It is the invisible revolution.
You can’t see it, but it’s
going to change everything.”

*Dr. M. van Strijen, Nieuwegein,
The Netherlands*